


VIOK 1,5

Order No.: 2718015



<http://eshop.phoenixcontact.de/phoenix/treeViewClick.do?UID=2718015>

Four-level (initiator/actuator) terminal block, cross section: 0.2 - 2.5 mm², AWG: 30 - 14, width: 6.2 mm, color: gray

Commercial data

EAN	4017918062118
Pack	50 Pcs.
Customs tariff	85369010
Weight/Piece	0.01929 KG
Catalog page information	Page 300 (CL-2007)

Product notes

WEEE/RoHS-compliant since:
01/01/2003



<http://www.download.phoenixcontact.com>
Please note that the data given here has been taken from the online catalog. For comprehensive information and data, please refer to the user documentation. The General Terms and Conditions of Use apply to Internet downloads.

Technical data

General

Number of levels	4
Number of connections	5
Color	gray
Insulating material	PA
Inflammability class acc. to UL 94	V2

Dimensions

Width	6.2 mm
Length	62.5 mm
Height NS 35/7,5	70 mm
Height NS 35/15	77.5 mm

Technical data

Rated surge voltage	4 kV
Pollution degree	3
Surge voltage category	III
Insulating material group	I
Nominal current I_N	26 A
Nominal voltage U_N	250 V

Connection data

Conductor cross section solid min.	0.2 mm ²
Conductor cross section solid max.	4 mm ²
Conductor cross section stranded min.	0.2 mm ²
Conductor cross section stranded max.	2.5 mm ²
Conductor cross section AWG/kcmil min.	24
Conductor cross section AWG/kcmil max	12
Conductor cross section stranded, with ferrule without plastic sleeve min.	0.25 mm ²
Conductor cross section stranded, with ferrule without plastic sleeve max.	2.5 mm ²
Conductor cross section stranded, with ferrule with plastic sleeve min.	0.25 mm ²
Conductor cross section stranded, with ferrule with plastic sleeve max.	2.5 mm ²
2 conductors with same cross section, solid min.	0.2 mm ²
2 conductors with same cross section, solid max.	1 mm ²
2 conductors with same cross section, stranded min.	0.2 mm ²
2 conductors with same cross section, stranded max.	1 mm ²
2 conductors with same cross section, stranded, ferrules without plastic sleeve, min.	0.25 mm ²
2 conductors with same cross section, stranded, ferrules without plastic sleeve, max.	1 mm ²

2 conductors with same cross section, stranded, TWIN ferrules with plastic sleeve, min.	0.5 mm ²
2 conductors with same cross section, stranded, TWIN ferrules with plastic sleeve, max.	1 mm ²
Cross-section with insertion bridge, solid max.	4 mm ²
Cross-section with insertion bridge, stranded max.	2.5 mm ²
Type of connection	Screw connection
Stripping length	8 mm
Internal cylindrical gage	A3
Screw thread	M 3
Tightening torque, min	0.5 Nm
Tightening torque max	0.6 Nm

Certificates / Approvals

Approval logo



CSA

Nominal voltage U_N	300 V
Nominal current I_N	15 A
AWG/kcmil	28-14

CUL

Nominal voltage U_N	300 V
Nominal current I_N	15 A
AWG/kcmil	30-14

UL

Nominal voltage U_N	300 V
Nominal current I_N	15 A
AWG/kcmil	30-14
Certification	CSA, CUL, UL

Accessories

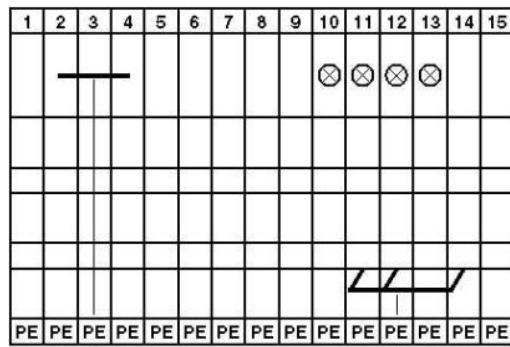
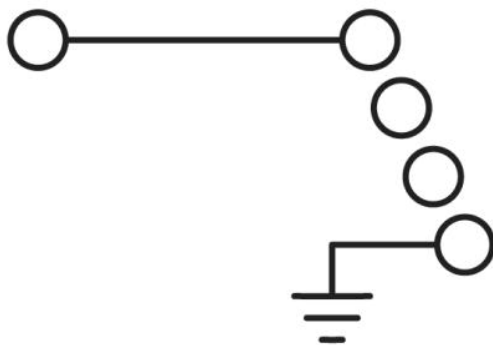
Item	Designation	Description
Assembly		
3022218	CLIPFIX 35	Snap-on end bracket, for 35 mm NS 35/7.5 or NS 35/15 mounting rail, can be fitted with Zack strip ZB 8 and ZB 8/27, terminal strip marker KLM 2 and KLM, width: 9.5 mm, color: gray
1201413	E/UK 1	End brackets, for supporting the ends of double-level and three-level terminal blocks, width: 10 mm, color: gray
0201595	FB-150 METER	Cross connection rail, for fixed bridging of identical inputs and outputs, made of Cu, nickel-plated, 1 m long
0801762	NS 35/ 7,5 CU UNPERF 2000MM	DIN rail, material: Copper, unperforated, height 7.5 mm, width 35 mm, length: 2 m
0801733	NS 35/ 7,5 PERF 2000MM	DIN rail, material: Steel, perforated, height 7.5 mm, width 35 mm, length: 2 m
0801681	NS 35/ 7,5 UNPERF 2000MM	DIN rail, material: Steel, unperforated, height 7.5 mm, width 35 mm, length: 2 m
1201895	NS 35/15 CU UNPERF 2000MM	DIN rail, material: Copper, unperforated, 1.5 mm thick, height 15 mm, width 35 mm, length: 2 m
1201730	NS 35/15 PERF 2000MM	DIN rail, material: Steel, perforated, height 15 mm, width 35 mm, length: 2 m
1201714	NS 35/15 UNPERF 2000MM	DIN rail, material: Steel, unperforated, height 15 mm, width 35 mm, length: 2 m
Bridges		
2716680	EB 10- DIK BU	Insertion bridge, for middle and bottom level, 10-pos., color of the insulating material: blue
2715937	EB 10- DIK GY	Insertion bridge, for middle and bottom level, 10-pos., color of the insulating material: gray
2716774	EB 10- DIK RD	Insertion bridge, for middle and bottom level, 10-pos., color of the insulating material: red
2715940	EB 80- DIK BU	Insertion bridge, divisible, for middle and bottom level, 80-pos., insulating material: Blue
2715953	EB 80- DIK RD	Insertion bridge, divisible, for middle and bottom level, 80-pos., insulating material: Red
2715788	EB 80- DIK WH	Insertion bridge, divisible, for middle and bottom level, 80-pos., insulating material: White
0203250	FBI 10- 6	Fixed bridge, 10-pos., screw heads with insulating collar, divisible, with screws
0201650	FBI 100- 6	Fixed bridge, 100-pos.
0201867	FBI 20- 6	Fixed bridge, 20-pos.

Marking

1007222	SBS 6:UNBEDRUCKT	Marker cards for modular terminal blocks, color: white
0804374	SK 6,2/3,8:FORTL.ZAHLEN	Marker card, printed horizontally, self-adhesive, 12 identical decades marked 1-10, 11-20 etc. up to 91-(99)100, sufficient for 120 terminal blocks
1050499	ZB 6:SO/CMS	Zack strip, 10-section, divisible, special printing, marking according to customer requirements

Drawings

Circuit diagram



1 = fixed bridge
2 = insertion bridge

VIOK 1,5 Order No.: 2718015

<http://eshop.phoenixcontact.de/phoenix/treeViewClick.do?UID=2718015>

Address

PHOENIX CONTACT Inc., USA
586 Fulling Mill Road
Middletown, PA 17057, USA
Phone (800) 888-7388
Fax (717) 944-1625
<http://www.phoenixcon.com>



© 2008 Phoenix Contact
Technical modifications reserved;